



芜湖职业技术学院  
WUHU INSTITUTE OF TECHNOLOGY

805, P 1 e α~ 5L

Â B Â ? a w Â >



---

















1983  
2012

1997

2000  
2022

"

"

"

"

2400

80

3

"

"

"

+

"

"

"

AA

" 4433"

"

"

"

"

2018

100

"

"

700

50

100

"

"

2023 3

2023

( 2013 25 )

2023

1. 2023 11 1

2.

1 2023

2023

2023 6 7 7 10

9029

8545

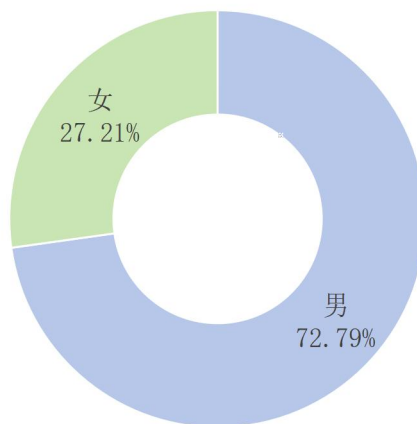
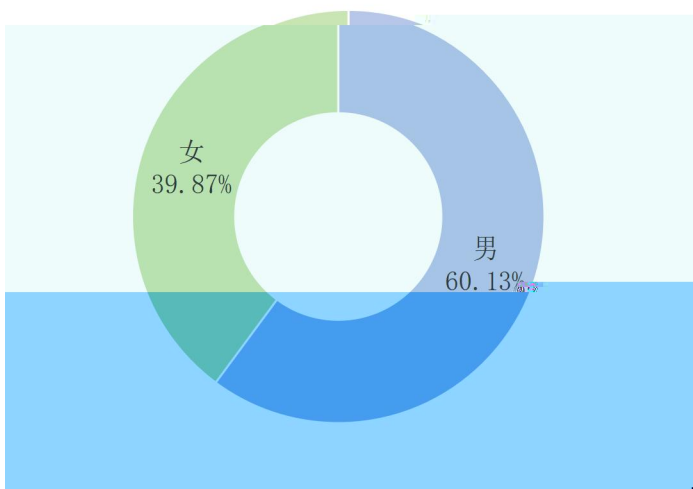
94.64%

2

2023 6 7 7 10

665

2023 9029 8599  
430 5171 3428 1.51 1  
313 117 2.68 1 1-1



2023 8599 8125  
16 82 1-1 2023











2023 11 1 2023 8434

98.08%

"

" 2023

60.57%

272

3.16%

1-7


# AE 8CÊ › +• Z f E ! , : N - " • Â Ž ^ 0CAiB%\$ >

2023 " " 406

94.42%

"

" 2023 " "

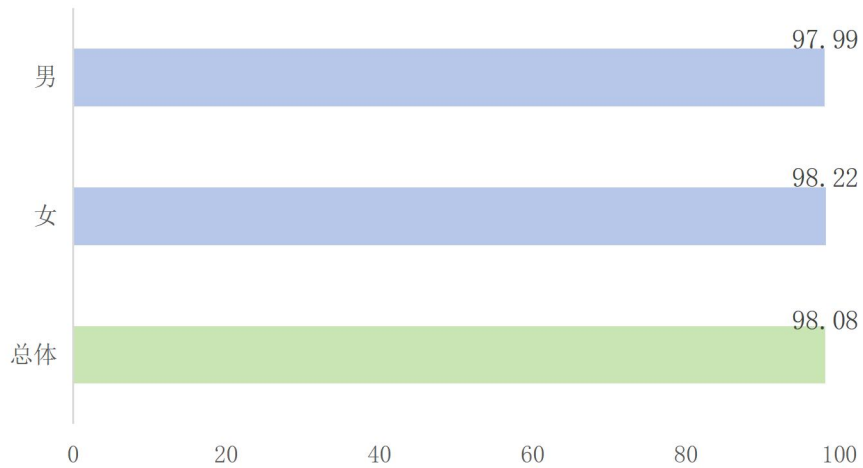
80.47%

13

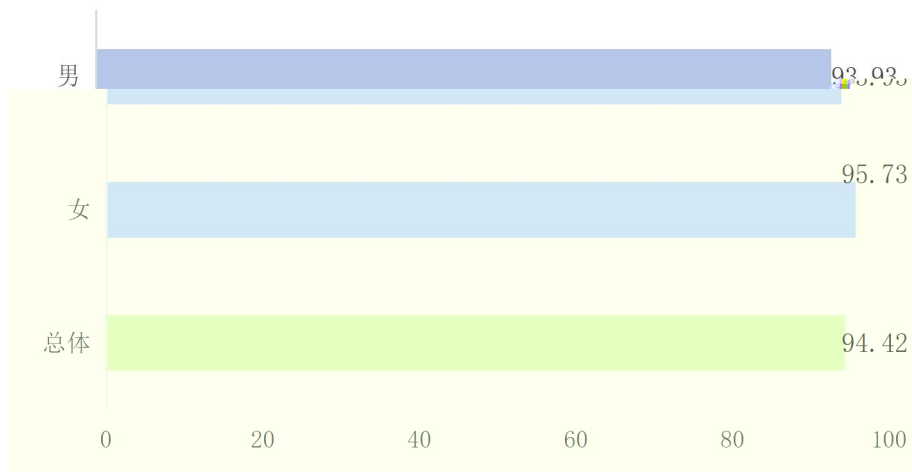
3.02%

1-8

2023 11 1 2023 98.08%  
97.99% 98.22% 1-2



2023 " " 94.42%  
93.93% 95.73% 1-3



2023 98.08% " "  
99.77% " " 99.75%  
1-9





“ ” “ ”  
90.72% 94.42%  
1-11



# Æ 8CÊ › +•Z f E ! , : N - " • Â Ž ^ 0CAîB%\$ >

2023 8599 “ / / ”  
4936 57.40%

81.42% 4019  
1-12  
2663  
66.26% 1-13



3. “ ” “ ” / / “ ” “ ”



2023 " " 430 " / /  
 " 333 77.44%  
 " " 231  
 69.37% 1-14  
 45.02% 1-15 104






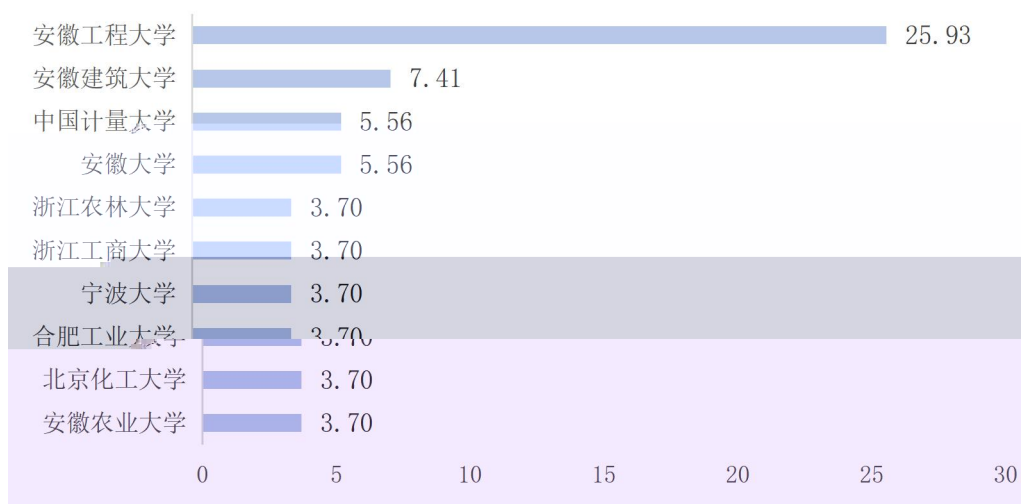




2023 " " 2660 30.93%  
18.50% " "  
1-5



2023 " " " " 54 12.56%  
25.93% " " "  
1-6



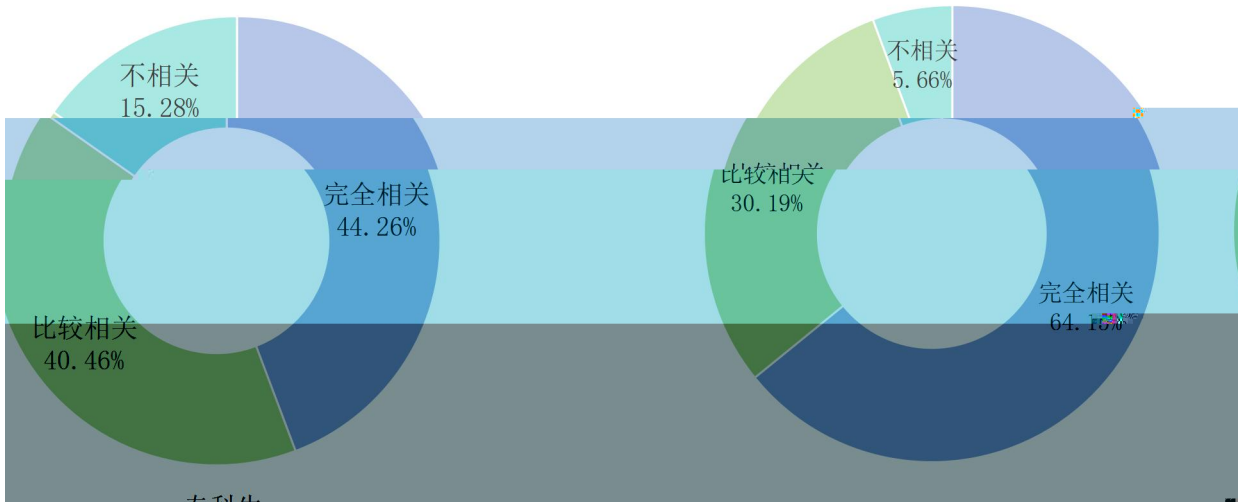
# AE} œð ! E¹ G,º L~ WC ¾~)æ>











# 统计? 统计? 统计? 统计? 统计? 统计? 统计? 统计? 统计? 统计?

: 2023

3

2023 11 1 2023

508

5.91%

"

"

5

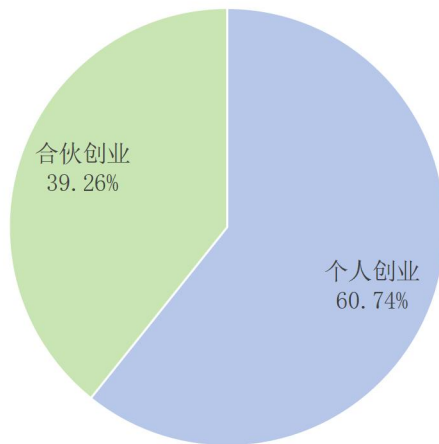
1.16%

2023

60.74%

39.26%

1-10



: 2023

3.

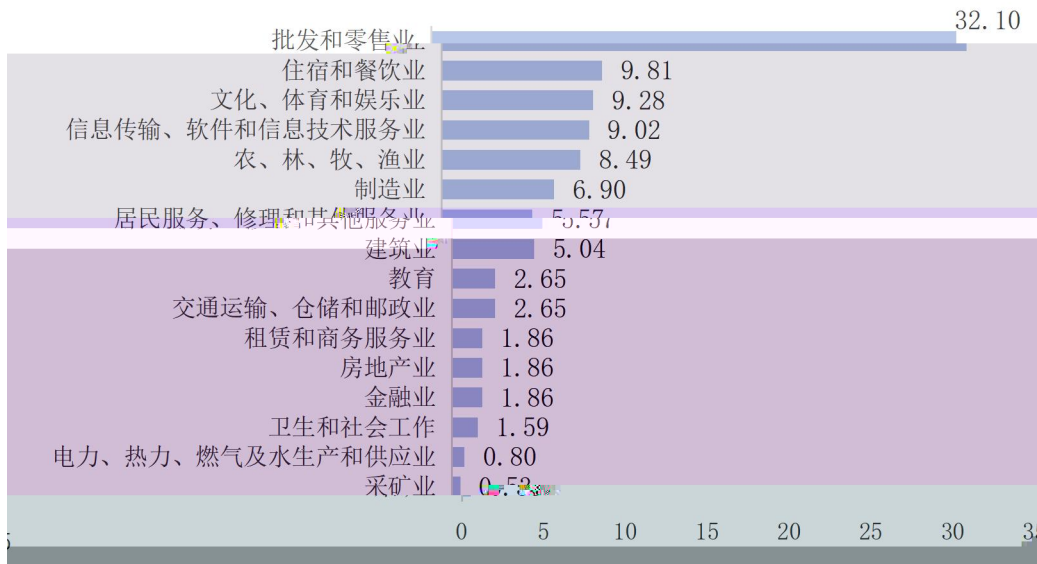
"

"

1

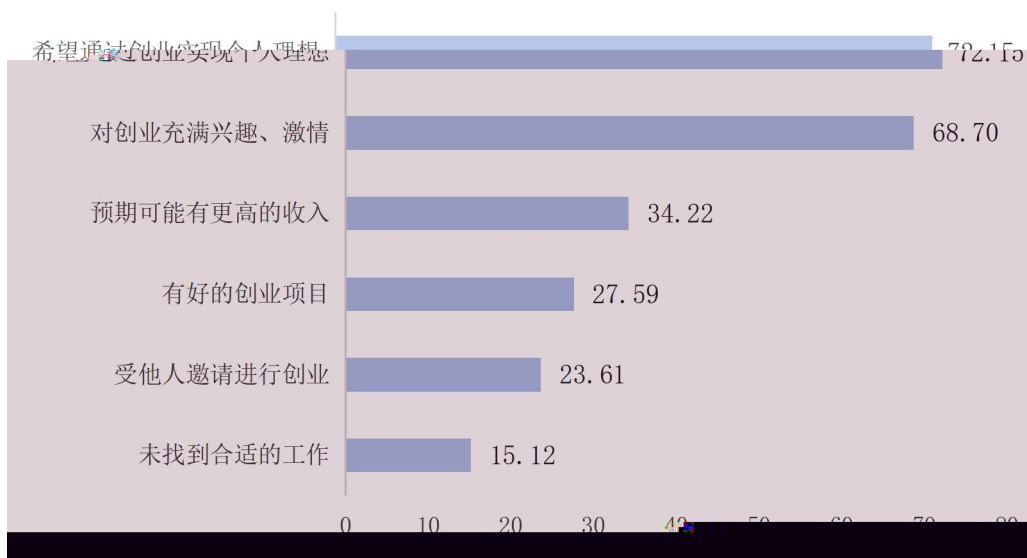


2023  
32.10%  
9.81% 9.28% 1-11



： 2023

2023  
72.15% 1-12

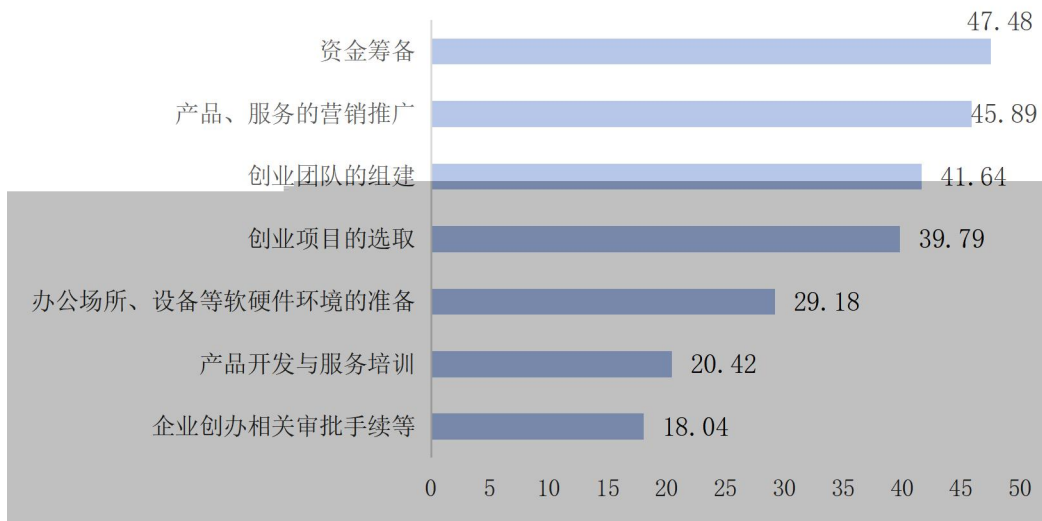


： 2023

47.48% 45.89%  
41.64% 2023

40.00%

1-13



: 2023

2023

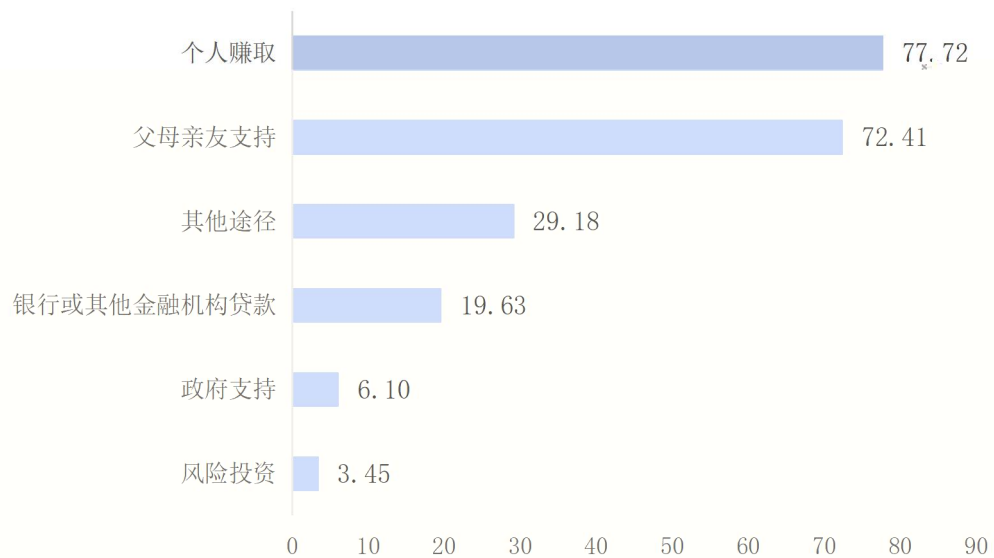
" " 77.72%

"

" 72.41%

70.00%

1-14



: 2023

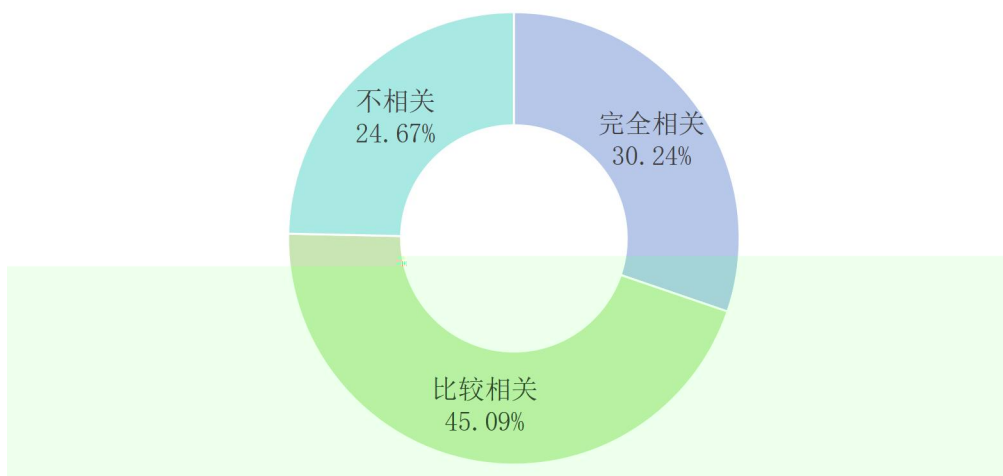
2023

75.33%

30.24%

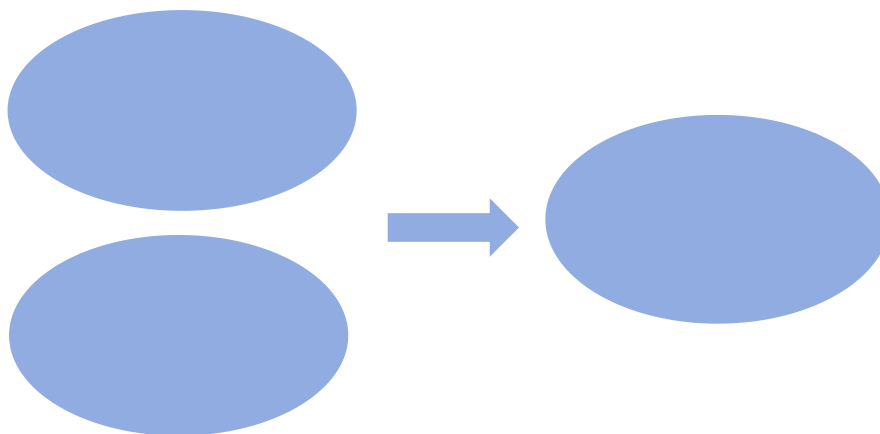
45.09%

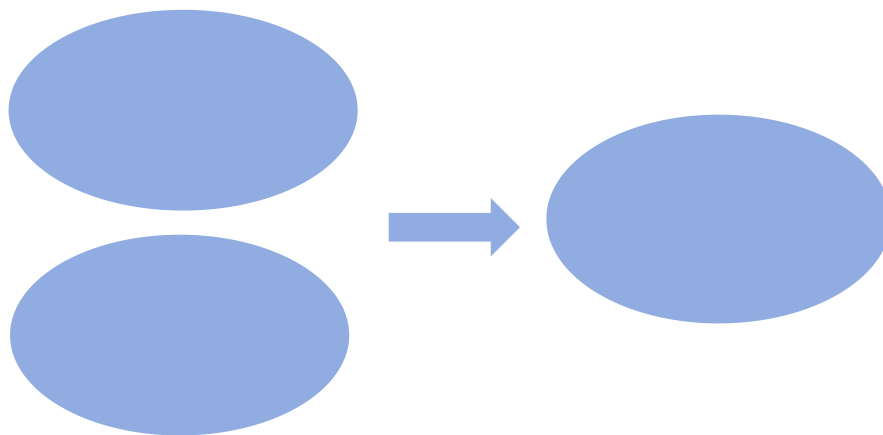
1-15



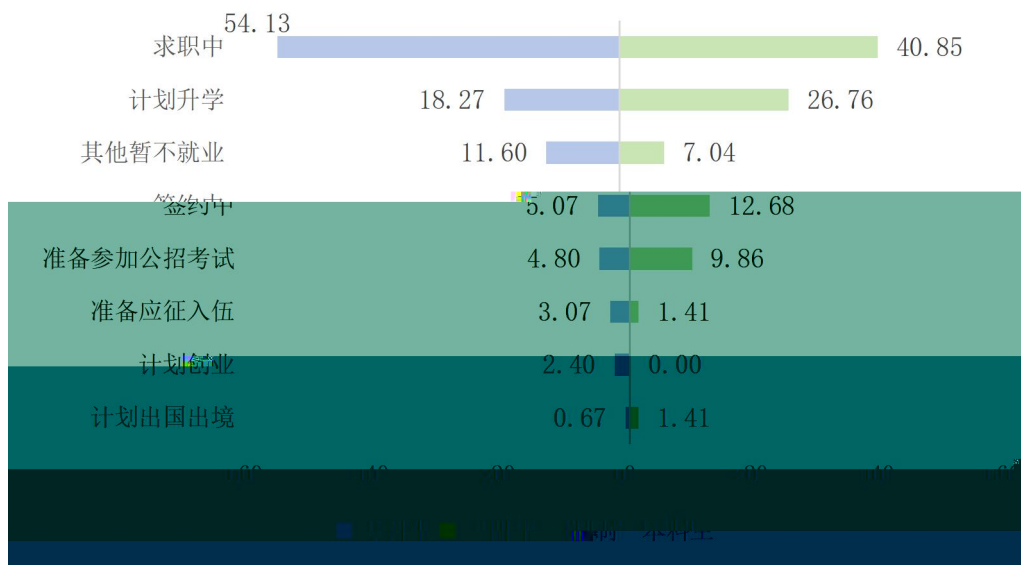
# 2023

2021	19				
2023	165	0	165	1-16	1.92%
2023	22	2	24	1-17	5.58%





2023	"	"	54.13%
"	"	18.27%	
2023	"	"	"
40.85%	"	"	26.76%
			1-18



: 2023

2023

" "

2023 8599

98.08%

2023



2

2 " \* " 4  
 15 " \* " 3  
 1200 483039 1 5.62

137 87 78  
 58 2023 32 TTT 3  
 200 HR  
 2023

76

2023 2490  
 23

" " "  
 28 600

5

256  
 TCL 46 2023  
 SK 15

2022-2023

20

"

" " " " "

" "

2023 " + " 11  
5000  
" "

120

2 " "

"

+ " AA

" "



2023 5975.62 " "

6491.09 " "

2023 8868.10

" " 9128.98 3-1

3-2


# Ɔ P+Ug P ð | E¹ G,º f p C ¼~)æ>

: 2023


# Ɔ P+Ug P ð | E¹ G,º f p C ¼~)æ>

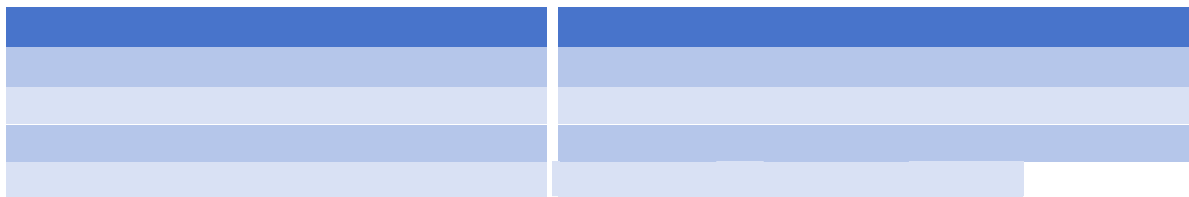
: 2023

2023 " " 7038.56

3-3 " " " " 6920.95








# AE0%0=# í f = ø ÖB9J,° " P+Uö ! E¹ G, 5 Ò ù Ñ ø69>

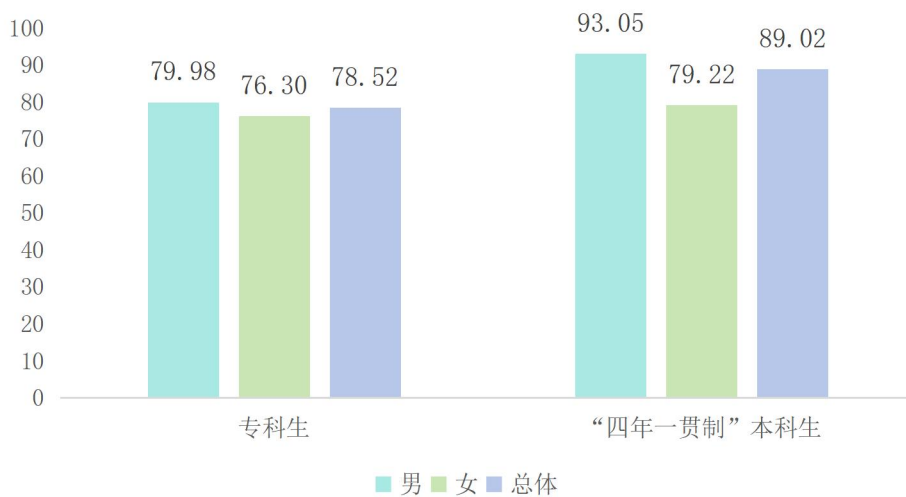
: 2023

" " " " " " " " " "

2023 79.17% " "

78.52% 89.02%" " 10.50

3-1



: 2023

" " " " " "

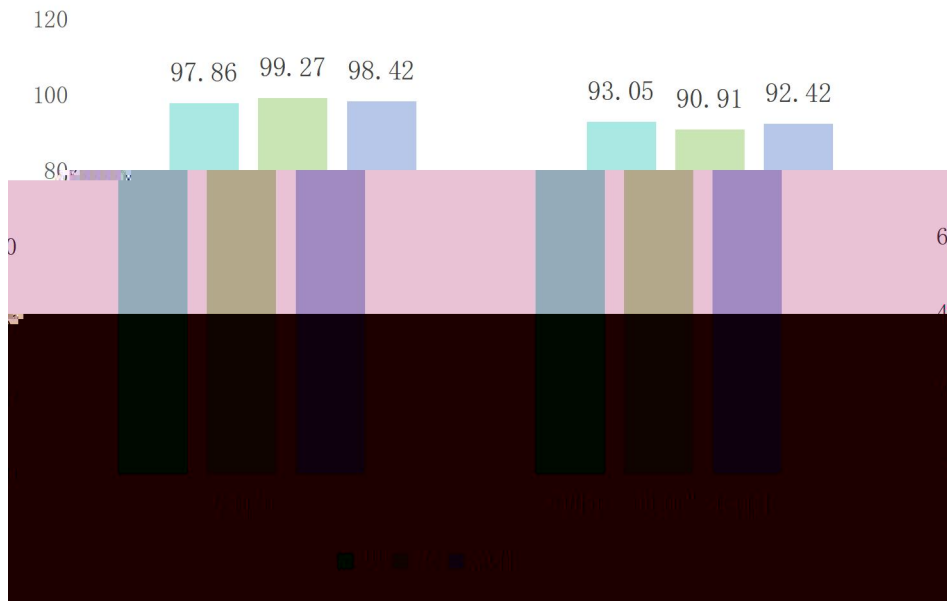






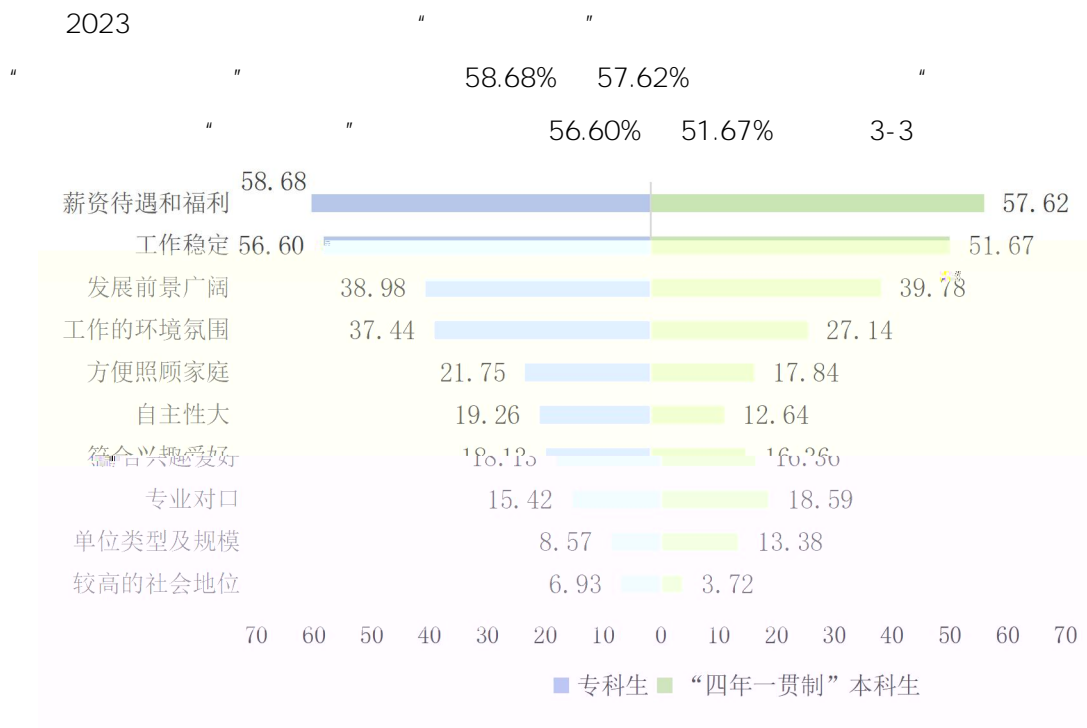






: 2023

2023



: 2023

" " 2023 100.00% "  
 " 98.51% 3-19


: 2023

" " 2023 " "  
 100.00% " " 97.13% 3-20


: 2023

" " " " " 20 2023  
 100.00% 3-21  
 " " 2023 " "  
 100.00% " " 97.30% 3-22







: 2023

2023 " " " " " 7  
100.00% " " 92.75%

3-26


# AE0%0=# í f = ø ÖB9J,° " P+Uđ ! E' G , 5 Ò û Ñ ø69>

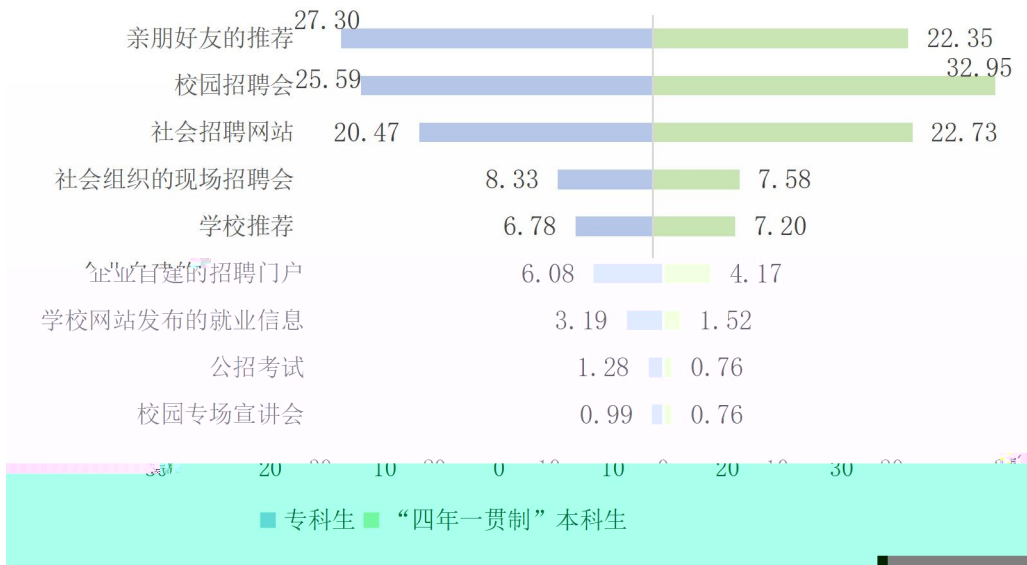
: 2023

2023 2.17 " "  
2.57 " " " 0-3 "  
85.45% 81.78% 3-4 3-5



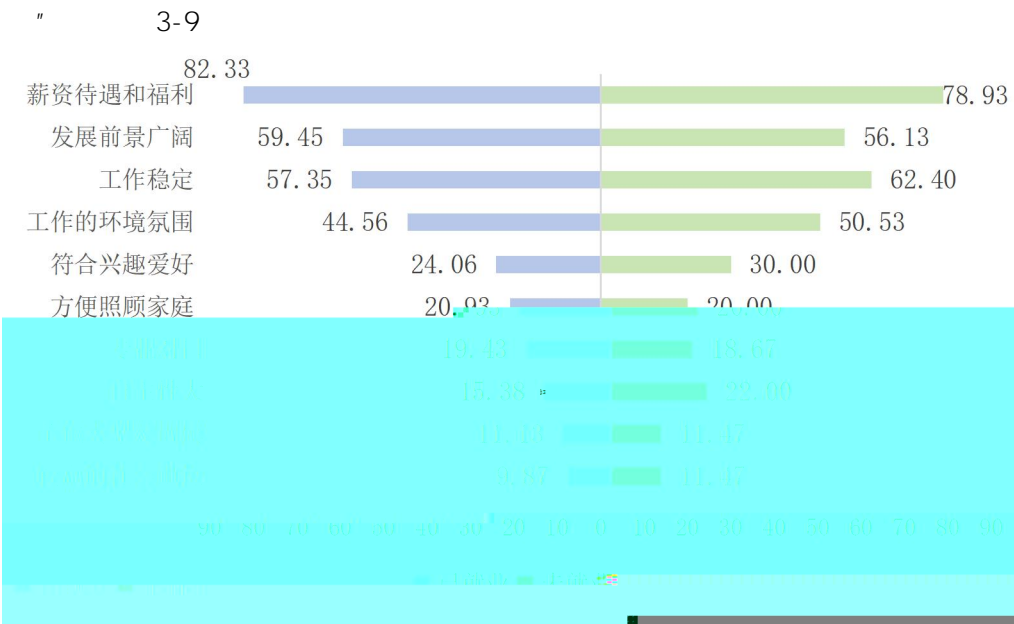






： 2023

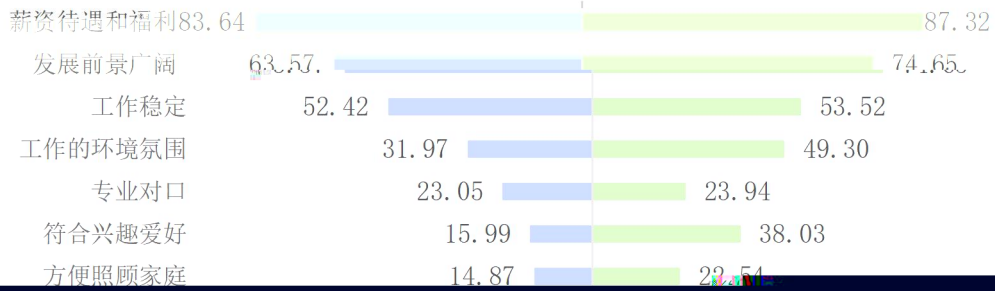
2023 " " " "




： 2023

2023 " " " "

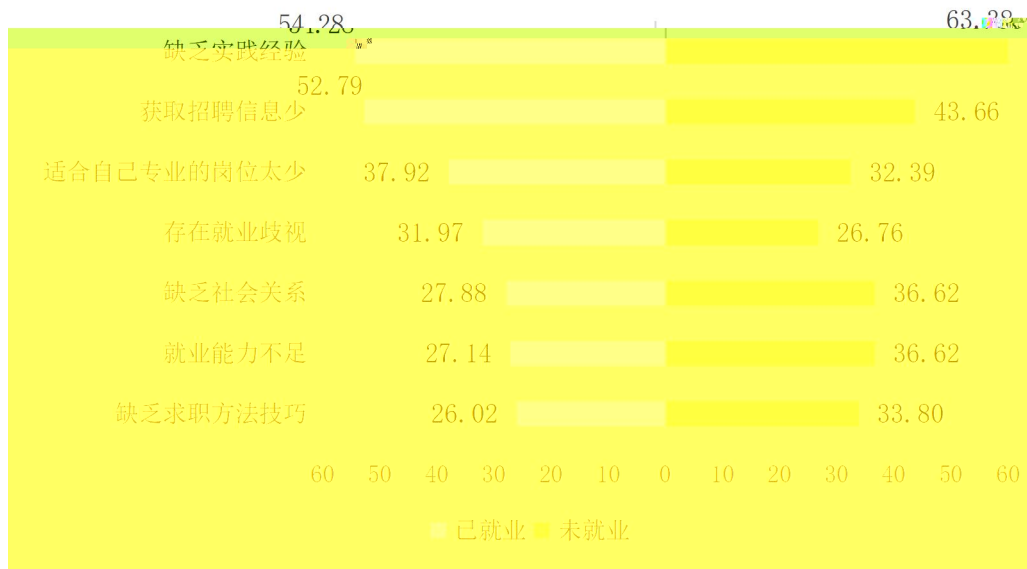
" " " 3-10



： 2023



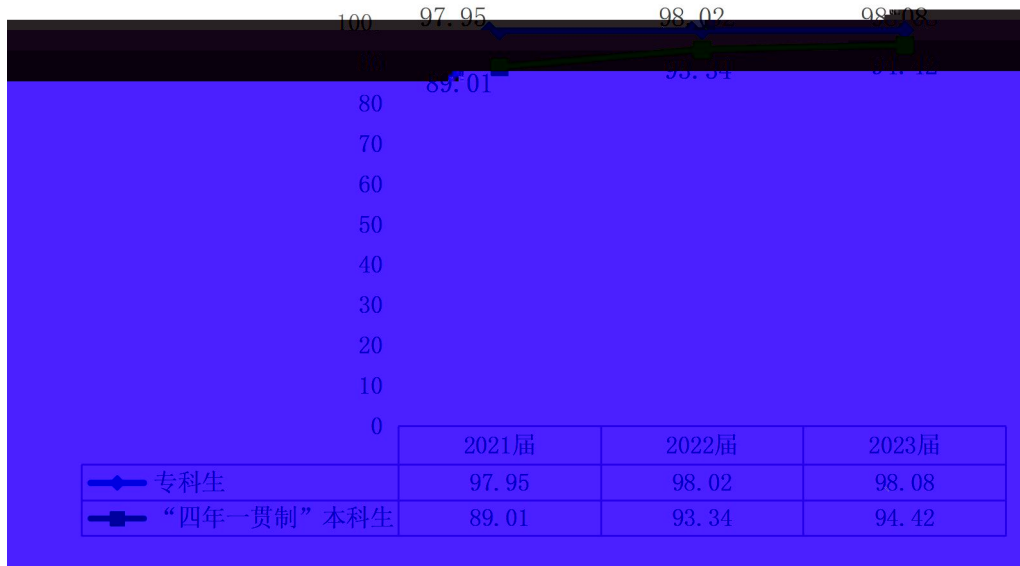
： 2023



： 2023

2021-2023

4-1



2022

2023

2022

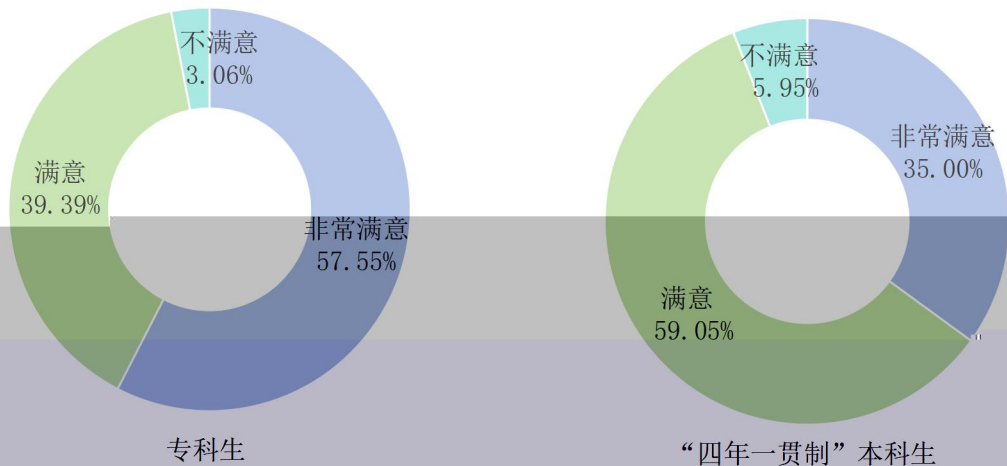
4-2



2023

96.94%

“四年一贯制”本科生的满意度为 94.05%，均超过 90.00%，如图 5-1。



# 2023

2023

88.97%、82.38%，提高了 6.59 个百分点，如图 5-2。




图 5-2 2023 届分学历毕业生对就业措施的了解情况

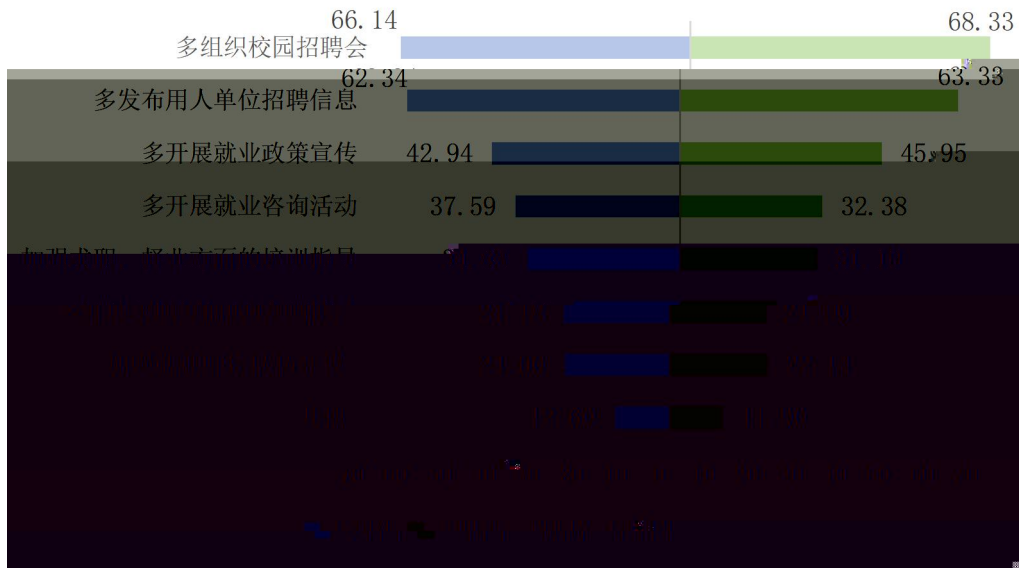
# 2023

5-3 " " " "

" 2023 " "

" " 65.00% 66.14%

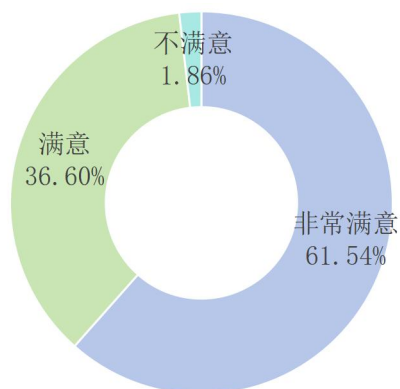
68.33%



: 2023

2023 98.14%

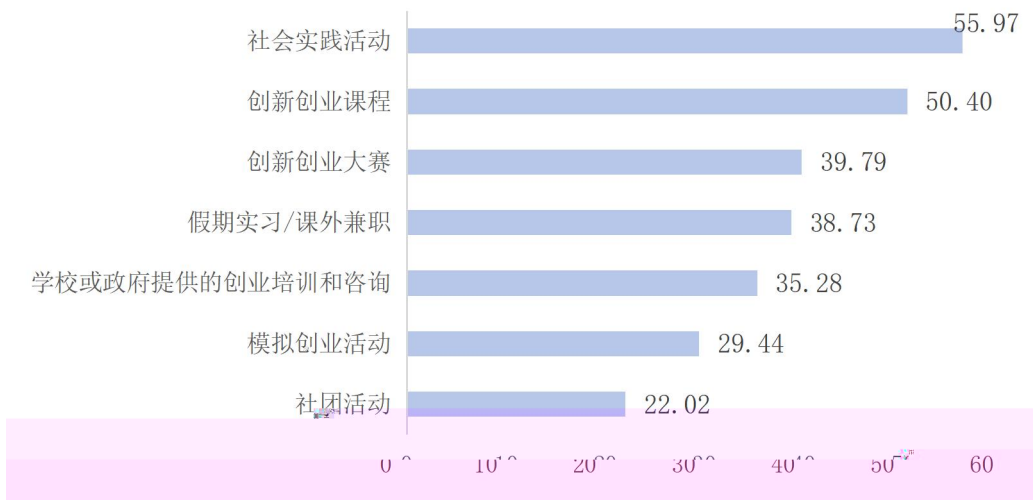
" " " " 61.54% 36.60% 5-4



# AE? M"n% E Â % E ,° >ž/p / QP = 2 C x% E >


: 2023

" 55.97% 5-5



: 2023

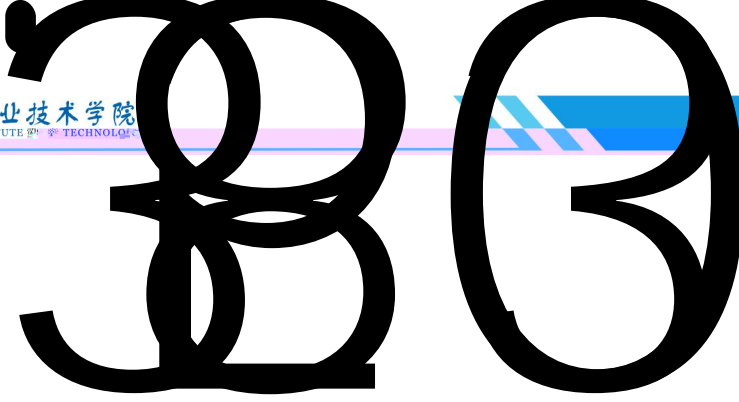
" ( )" 2023  
78.25% 5-6



: 2023

2023 71.88% " "  
" " 27.85% 44.03%  
5-7





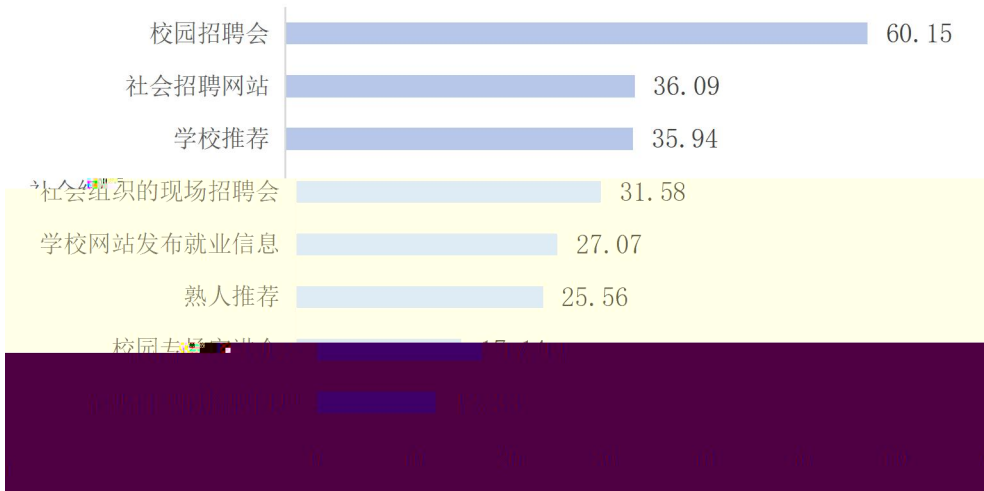
# Æ? M"n ¼@ Â " E' ¼@ >ž/p / Q P N u1Œ¼@ >  
 : 2023

2023 " "  
 50.13% " " 37.40% 5-8

: 2023

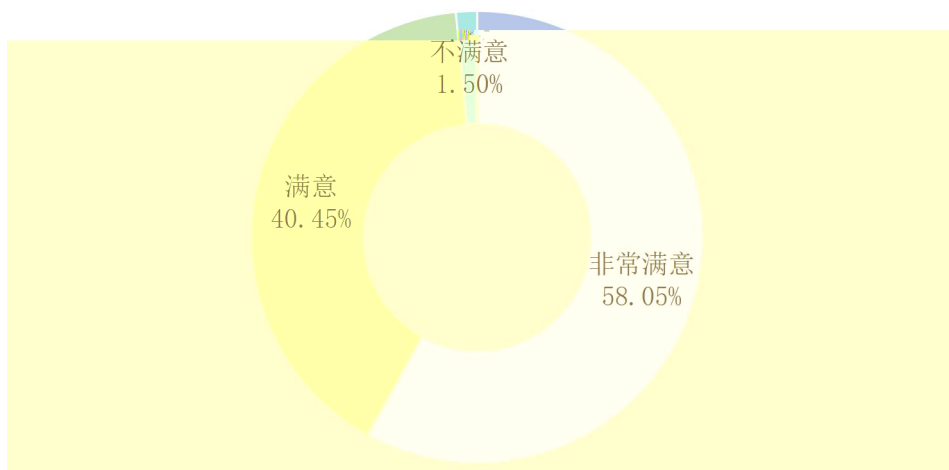
2023 665 " "  
 50.68% " 50 " 39.55% " 51—300  
 " 30.53% " " 30.83%  
 "

5-9 60.15%



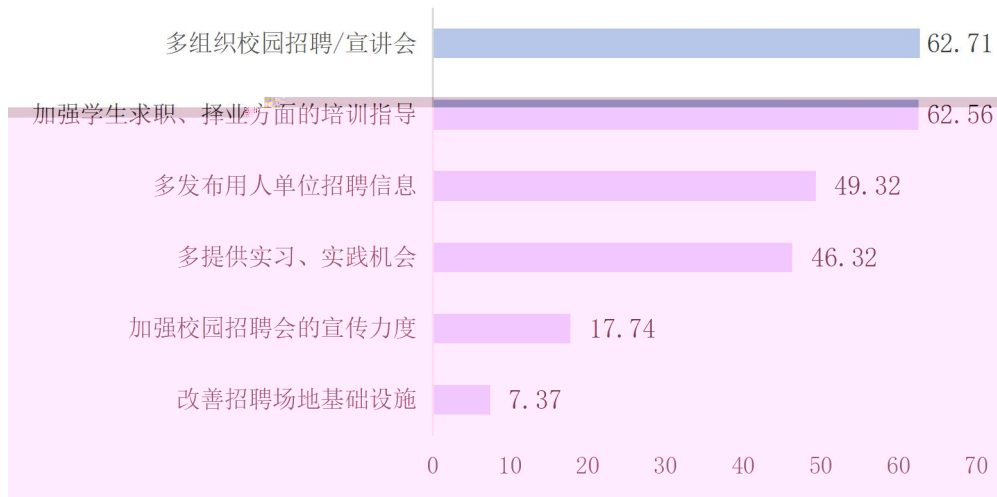
2023

98.50% 58.05% 40.45% 5-10



2023

62.71% 62.56% 5-11



： 2023

2023 98.63% “  
” 95.48% “ ”

于95.00%。如图 5-12。



# AE? M"n% E Â % E ,° >ž/p / • 6è• œ% E >  
： 2023

2023 96.10% “ ” 94.05% 2.05 5-13

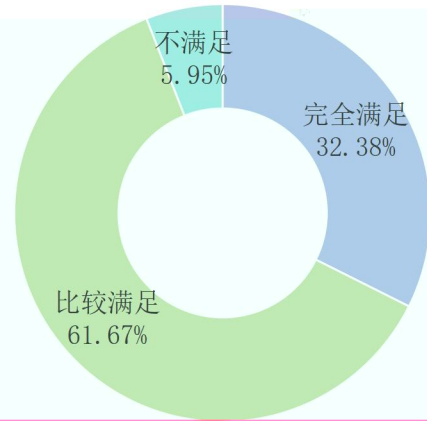
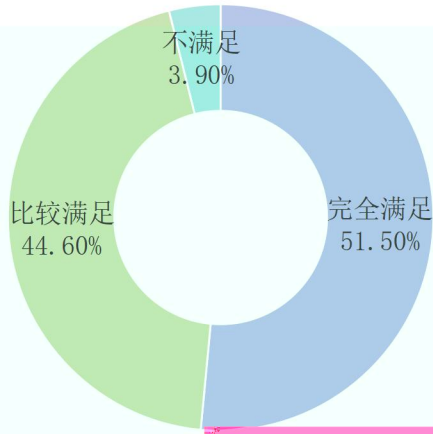
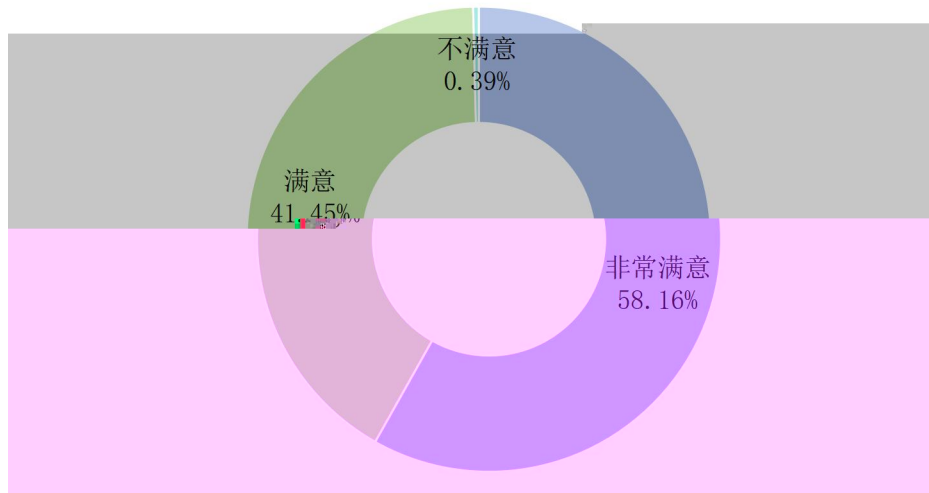


图 5-10 2023 届毕业生对专业人才培养质量的满意度调查

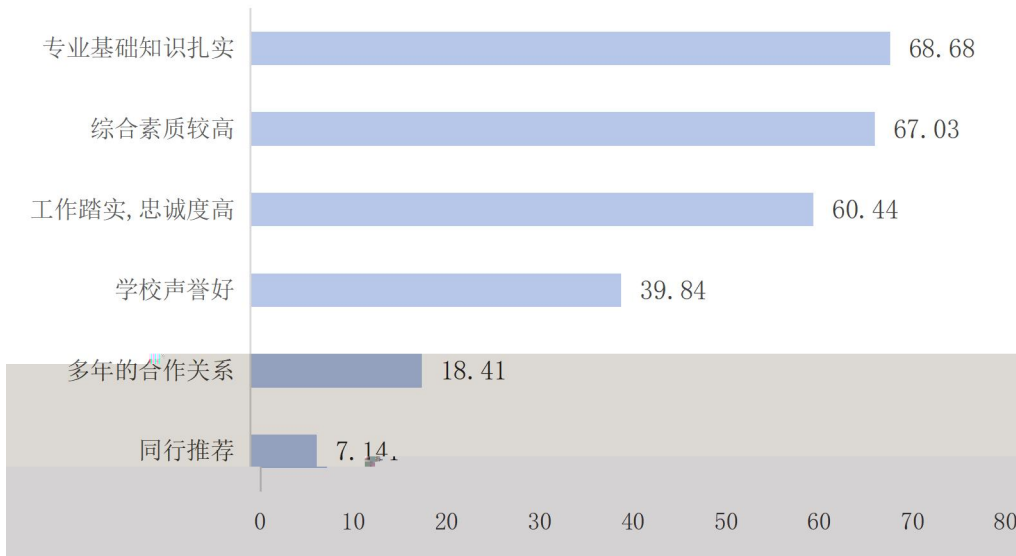
# 2023 届毕业生对专业人才培养质量的满意度调查

2023 届毕业生对专业人才培养质量的满意度调查

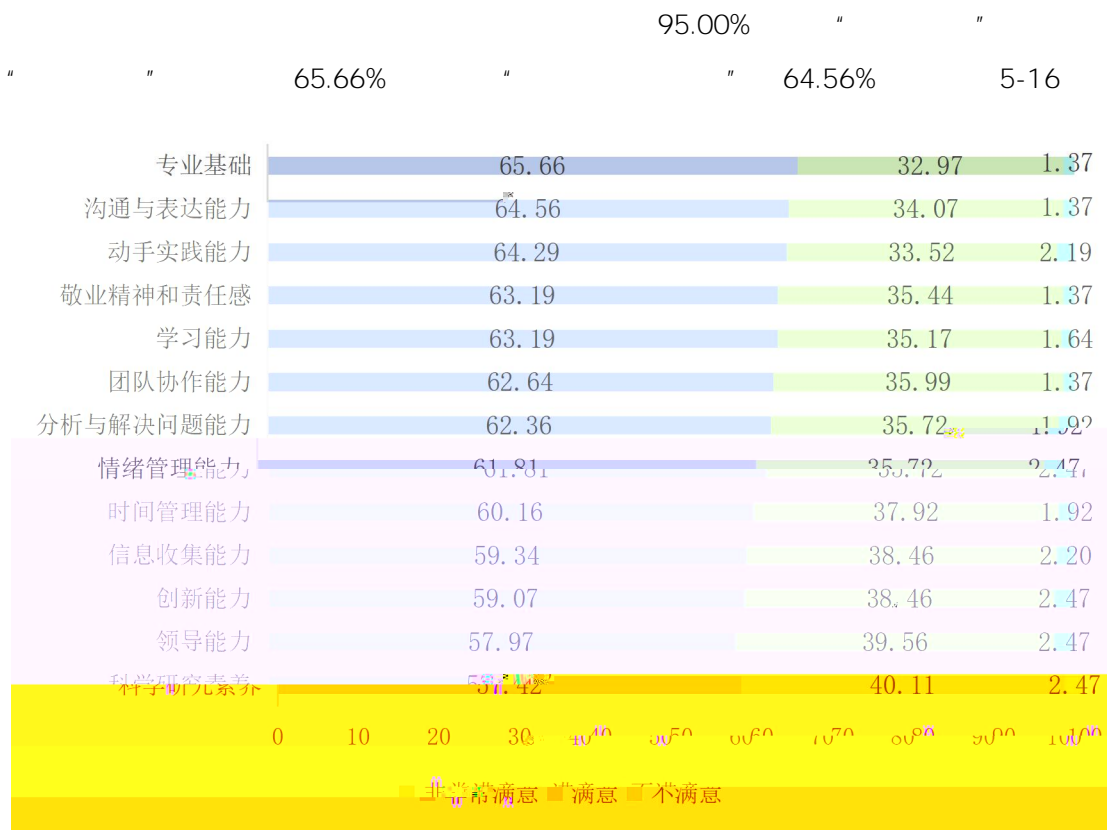


# 2023 届毕业生对专业人才培养质量的满意度调查

2023 届毕业生对专业人才培养质量的满意度调查

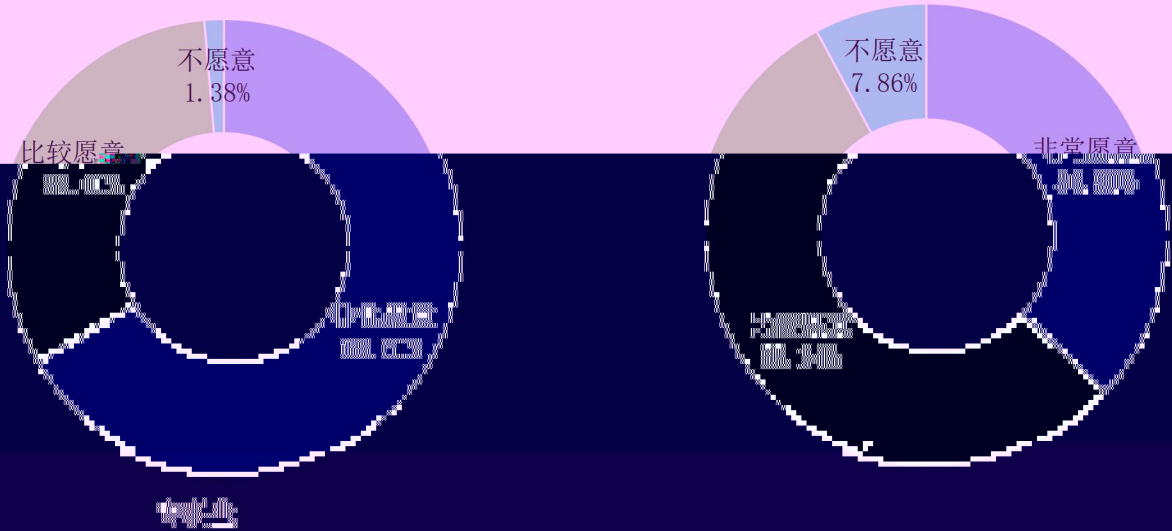


: 2023



: 2023

2023  
为98.62%和92.14%，如图 5-17。



# 统计? M'n u E Â " E' u E ,° >ž/p u E b9†" W>  
: 2023









